

---

Technical sheet

# 220 TJ+

Aerial Work Platforms Diesel Telescopic Jib

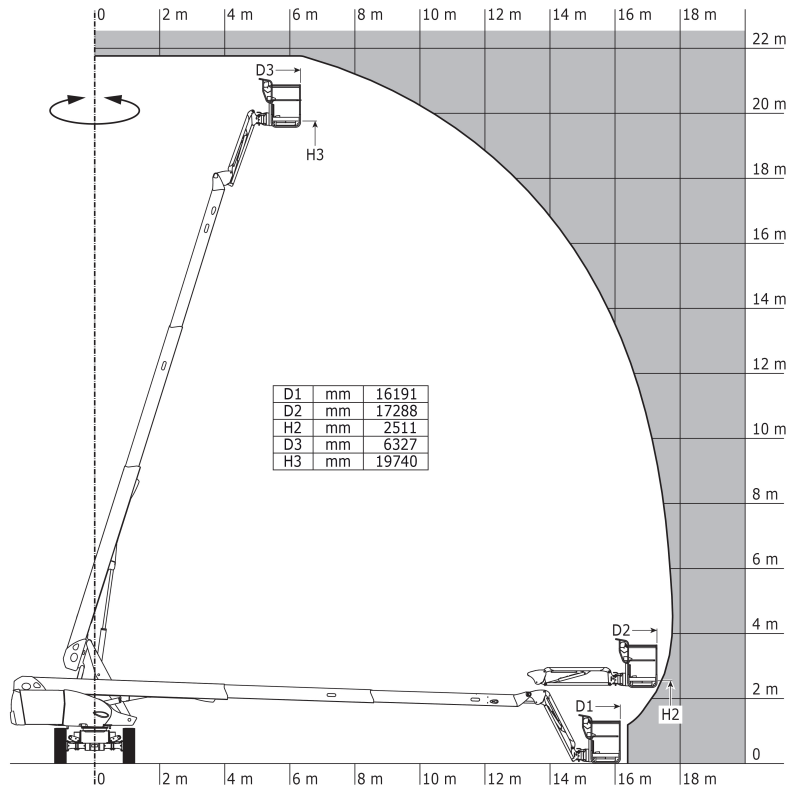
---



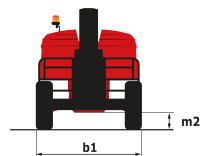
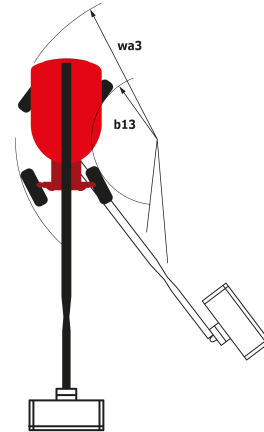
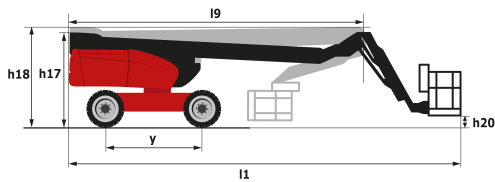
 **MANITOU**  
HANDLING YOUR WORLD

| Capacities                                | Metric                        |
|---|-------------------------------|
| Working height                            | 21.74 m                       |
| Platform height                           | 19.74 m                       |
| Horizontal outreach                       | 17.78 m                       |
| Pendular arm rotation (top/bottom)        | 70 ° / -63 °                  |
| Platform capacity                         | 350 kg                        |
| Turret rotation                           | 360 °                         |
| Platform rotation (right/left)            | 90 ° / 90 °                   |
| Number of people (inside/outside)         | 3 / 3                         |
| Weight and dimensions                     |                               |
| 2.1 - Platform weight*                    | 13600 kg                      |
| 2.2 - Platform dimension (L x l)          | 2.3 x 0.9 m                   |
| b1 - Overall width                        | 2.48 m                        |
| l1 - Overall length                       | 10.05 m                       |
| l9 - Overall length (folded)              | 7.35 m                        |
| h17 - Overall height                      | 2.52 m                        |
| h18 - Overall height (folded)             | 3.03 m                        |
| h20 - Floor height (access)               | 0.39 m                        |
| l13 - Pendular arm length                 | 2 m                           |
| a7 - Counterweight offset (turret at 90°) | 1.34 m                        |
| b13 - Inner turning radius                | 2 m                           |
| wa3 - Outer turning radius                | 4.40 m                        |
| m2 - Ground clearance at center of frame  | 0.44 m                        |
| y - Wheelbase                             | 2.80 m                        |
| Performances                              |                               |
| Travel speed                              | 5.40 km/h                     |
| Working speed                             | 1 km/h                        |
| Gradeability                              | 40 %                          |
| Permissible leveling                      | 4 °                           |
| Tires                                     |                               |
| Type of tires                             | TyresType.SolidTyres.cured-on |
| Dimensions                                | 1.02 x 0.36                   |
| Drive wheels (front/rear)                 | 2 / 2                         |
| Steering wheels (front/rear)              | 2 / 2                         |
| Engine                                    |                               |
| I.C. engine                               | Kubota V1505.E3B Stage 3A     |
| I.C. Engine power rating                  | 26.20 kW                      |
| Miscellaneous                             |                               |
| Ground pressure                           | 18.30 daN/cm <sup>2</sup>     |
| Maximum available hydraulic pressure      | 400 bar                       |
| Capacity of hydraulic tank                | 94 l                          |
| Capacity of fuel tank                     | 72 l                          |
| Sound level at platform                   | 104 dB(A)                     |

## Load chart



## Dimensional drawing



## Equipment

---

### Standard

230V Predisposition

4 simultaneous movements

4 wheel drive

Active oscillating front axle

Audible alarm and illuminated indicator lamp (leveling, overload, lowering)

Backup electrical pump

Continuous turret rotation

Dead man pedal

Differential locking on rear axle

Electronic platform compensation

Emergency stop button in platform and on frame

Engine on swivel chair

Front axle with limited slip

Fuel gauge with low level indicator

4 wheel steer with crab mode

Integrated diagnostic assistance

Basket 2,300 mm

Management via engine speed bearing

Protective cover for control panel

Rotating beacon light

Telematic predisposition

Indicator light (when turret is over 90°)

### Optional

230V plug with differential circuit-breaker

Air predisposition

Beep on every movement

Beep upon travel

Biodegradable oil

Lockable fuel cap

Basket 1,800 mm

Extreme cold oil

Onboard generator (3,5 or 5 kW)

Refinery kit

Safety harness

Screen protection on the lower box control

SMS : Safe Man System

Turret cover with key lock

Water predisposition



Siège Social  
430 rue de l'Aubinière - 44150 Ancenis Cedex - France  
Tel: +33(0)2 40 09 10 11 - Fax: +33 (0)2 40 09 10 97  
[www.manitou.com](http://www.manitou.com)



This brochure describes versions and configuration options for Manitou products which may be fitted with different equipment. The equipment described in this brochure may be standard, optional or not available depending on version. Manitou reserves the right to change the specifications shown and described at any time and without prior warning. The manufacturer is not liable for the specifications given. For more information, contact your Manitou dealer. Non-contractual document. Product descriptions may differ from actual products. List of specifications is not comprehensive. The logos and visual identity of the company are the property of Manitou and may not be used without authorisation. All rights reserved. The photos and diagrams contained in this brochure are provided for information only.

MANITOU BF SA - Limited company with board of directors - Share capital: 39,547,824 euros - 857 802 508 RCS Nantes